

STATEMENT OF APPROPRIATIONS, ALLOTMENTS, OBLIGATIONS AND ENCUMBRANCES

As of May 31, 2018

Department of Agriculture and Fisheries  
Autonomous Region in Muslim Mindanao

Unit: \_\_\_\_\_

Agency Code(UACS): \_\_\_\_\_

Source: 101 \_\_\_\_\_


Particulars	UACS COD	Appropriations			Allotments					Current	
		Authorized Appropriation	Adjustment (Transfer To/From Realignment)	Adjusted Appropriations	Allotments Received	Adjustment Withdrawal Realignment)	Transfer to	Transfer From	Adjusted Total Allotments	1st Quarter ending March 31	2nd Quarter ending June 30
1	2	3	4	5=(3+4)	6	7	8	9	10=(6+(-)7) -8+9	11	12
Agency Specific Budget	50000000										
General Administration and Support											
General Administration and Supervision											
PAP											
PS	50100000	257,430,000		257,430,000.00	257,430,000				257,430,000.00	61,598,644.50	54,907,333.33
MOOE	50200000	110,614,000		110,614,000.00	110,614,000				110,614,000.00	27,653,500.00	18,435,666.67
Fin Exp (If applicable)				-					-		
CO				-					-		
Operations				-					-		
MFO-1 (MFO Description)				-					-		
PAP				-					-		
Fin Exp (If applicable)				-					-		
CO				-					-		
... continue down to the last PAP				-					-		
... continue down to the last MFO				-					-		
<b>Total, Agency-Specific Budget</b>		<b>368,044,000.00</b>		<b>368,044,000.00</b>	<b>368,044,000.00</b>				<b>368,044,000.00</b>	<b>89,252,144.50</b>	<b>73,343,000.00</b>
PS				-					-		
MOOE				-					-		
Fin Exp (If applicable)				-					-		
CO				-					-		
Non-Fund Appropriations				-					-		
P	50103010	22,437,000.00		22,437,000.00	22,437,000.00				22,437,000.00	6,461,574.84	3,739,500.00
Special Account in the General Fund (Please specify)				-					-		

MENTS AND BALANCES


Total	Current Year Disbursements					Balances				
	1st Quarter ending	2nd Quarter ending	3rd Quarter ending	4th Quarter ending	Total	Unreleased Appropriations	Unobligated Allotment	Unpaid Obligations (15-20)=(23+24)		
	March 31	June 30	Sept. 30	Dec. 31				Due and Demandable	Not Yet Due and Demandable	
15=(11+12+13+14)	16	17	18	19	20=(16+17+18+19)	21=(5-10)	22=(10-15)	23	24	
116,505,977.83	51,508,656.06	55,270,389.83			106,779,045.89	-	140,924,022.17	9,726,931.94	9,726,931.94	
46,089,166.67	26,270,267.10	17,781,152.44			44,051,419.54	-	64,524,833.33	2,037,747.13	2,037,747.13	
-					-	-	-	-	-	
-					-	-	-	-	-	
-					-	-	-	-	-	
-					-	-	-	-	-	
-					-	-	-	-	-	
-					-	-	-	-	-	
-					-	-	-	-	-	
-					-	-	-	-	-	
-					-	-	-	-	-	
-					-	-	-	-	-	
-					-	-	-	-	-	
-					-	-	-	-	-	
-					-	-	-	-	-	
-					-	-	-	-	-	
-					-	-	-	-	-	
-					-	-	-	-	-	
-					-	-	-	-	-	
162,595,144.50	77,778,923.16	73,051,542.27	-	-	150,830,465.43	-	205,448,855.50	11,764,679.07	11,764,679.07	
-					-	-	-	-	-	
-					-	-	-	-	-	
-					-	-	-	-	-	
-					-	-	-	-	-	
-					-	-	-	-	-	
-					-	-	-	-	-	
-					-	-	-	-	-	
-					-	-	-	-	-	
-					-	-	-	-	-	
10,201,074.84	4,506,909.60	3,186,591.72			7,693,501.32	-	12,235,925.16	2,507,573.52	2,507,573.52	
-					-	-	-	-	-	

Motor Vehicles Users Charge Fund)											
MOOE			-						-		
CO			-						-		
<b>Total, Automatic Appropriations</b>		<b>22,437,000.00</b>	<b>22,437,000.00</b>	<b>22,437,000.00</b>				<b>22,437,000.00</b>	<b>6,461,574.84</b>	<b>3,739,500.00</b>	
PS			-						-		
MOOE			-						-		
Fin Exp (If applicable)			-						-		
CO			-						-		
Special Purpose Fund (Please specify)			-						-		
MPBF-PS ( Terminal Leave Benefits)	50104030	2,089,721.00	2,089,721.00	2,089,721.00				2,089,721.00	2,089,721.00	2,604,859.40	
PGF-PS (Pension Benefits)			-						-		
PEI	50102080										
PBB	50102990										
<b>Total, Special Purpose Fund</b>		<b>2,089,721.00</b>	<b>2,089,721.00</b>	<b>2,089,721.00</b>				<b>2,089,721.00</b>	<b>2,089,721.00</b>	<b>2,604,859.40</b>	
PS			-						-		
MOOE			-						-		
Fin Exp (If applicable)			-						-		
CO			-						-		
<b>ND TOTAL</b>		<b>392,570,721.00</b>	<b>-</b>	<b>392,570,721.00</b>	<b>392,570,721.00</b>	<b>-</b>	<b>-</b>	<b>-</b>	<b>392,570,721.00</b>	<b>97,803,440.34</b>	<b>79,687,359.40</b>


and Correct:

  
**LININDING D. MAGARANG**  
 Regional Budget Officer  
 Date: May 2017

Certified Correct:


  
**SITTIE ANIDA A. TOMAWIS, CPA**  
 Regional Accountant  
 Date: May 2017

Recommending Approval:

  
**FELIX A. MOSQUERA**  
 Chief, Admin & Financial Services  
 Date: May 2017

-	-	-	-	-	-	-	-	-	-	-
-	10,201,074.84	4,506,909.60	3,186,591.72	-	-	7,693,501.32	-	12,235,925.16	2,507,573.52	2,507,573.52
-	-	-	-	-	-	-	-	-	-	-
-	-	2,089,721.00	-	-	-	2,089,721.00	-	2,089,721.00	(2,089,721.00)	(2,089,721.00)
-	4,694,580.40	2,089,721.00	-	-	-	2,089,721.00	-	(2,604,859.40)	2,604,859.40	2,604,859.40
-	-	-	-	-	-	-	-	-	-	-
-	177,490,799.74	84,375,553.76	76,238,133.99	-	-	160,613,687.75	-	215,079,921.26	16,877,111.99	16,877,111.99

APPROVED BY:

  
**ALEXANDER G. ALONTO, JR.**  
 Regional Secretary  
 Date: May 2017